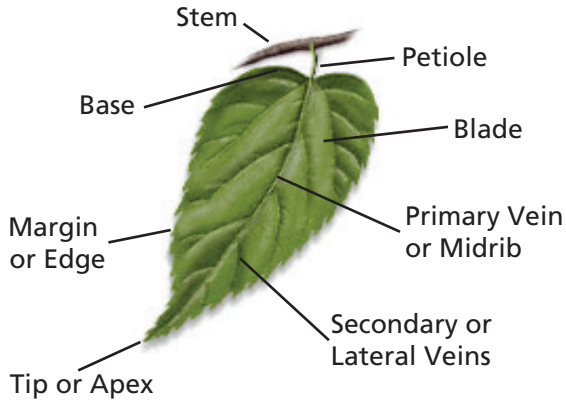


Getting Started on Leaf Characteristics


Tree Type

Coniferous - a tree with needles or scales instead of leaves, bearing cones
 Broadleaf - a tree with wide flat leaves


Parts of a Leaf




Simple & Compound Leaf



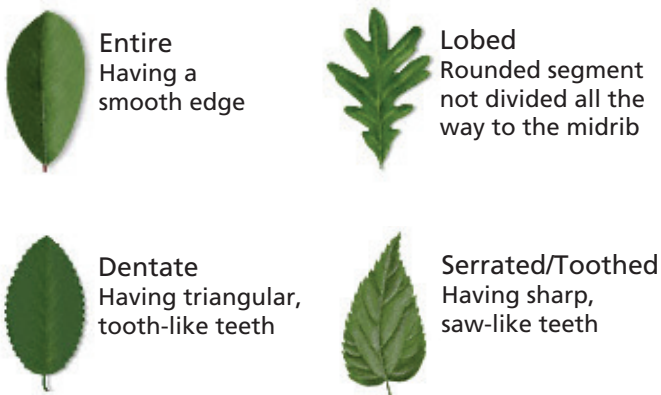
Leaf Arrangement




Leaf Shapes



Leaf Margins



Leaf Apexes and Bases



To find more Leaf Characteristics, visit the Trees of Texas website's How to ID section:
<http://texastreeid.tamu.edu/content/howToID/>

